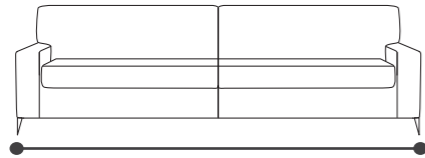


SCHEDA TECNICA MODELLO : LISBONA

Bracciolo
L 17,5 cm
Armrest
W 17,5 cm
Accoudoir
L 17,5 cm

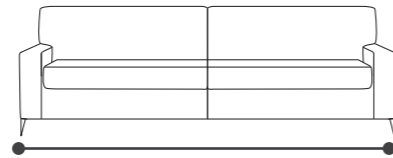
3 P LETTO MAXI
3 S BED MAXI
3 P LIT MAXI



220

MATERASSO
MATTRESS
MATELAS
160x197x13

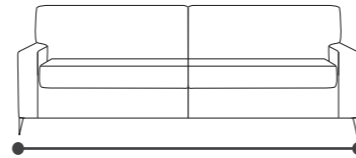
3 P LETTO
3 S BED
3 P LIT



200

MATERASSO
MATTRESS
MATELAS
140x197x13

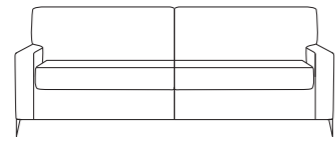
2 P LETTO MAXI
2 S BED MAXI
2 P LIT MAXI



180

MATERASSO
MATTRESS
MATELAS
120x197x13

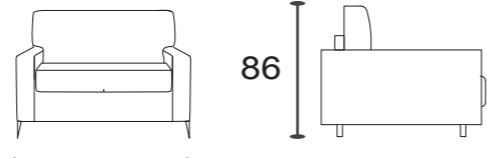
2 P LETTO
2 S BED
2 P LIT



160

MATERASSO
MATTRESS
MATELAS
100x197x13

POLTRONA LETTO
ARMCHAIR WITH BED
FAUTEUIL AVEC LIT



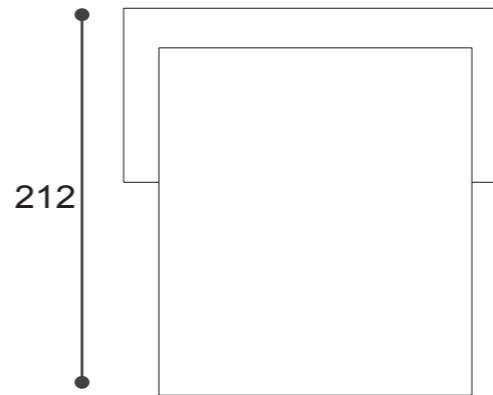
130

103

86

MATERASSO
MATTRESS
MATELAS
70x197x13

LETTO APERTO
OPEN BED
LIT OUVERT



212

STRUTTURA MECCANICA: Meccanismo mod. Clio. Rete elettrosaldata e cinghia. L'apertura avviene mediante un solo movimento dello schienale.

MATERASSO: Standard: Poliuretano h 13 cm, 30 kg/dmc. Optional: Materasso Memory BioGreen sfoderabile densità 50 kg/dmc (9 cm di poliuretano e 3 cm di gomma memory). Materasso GreenFlex non sfoderabile densità 50 kg/dmc. Materasso HR35 rivestito con stretch non sfoderabile. Materasso TopperMemory sfoderabile (composto da 8cm di poliuretano e 3cm di memory) trapuntato con cerniera divisibile sfoderabile.

MECHANICAL STRUCTURE: Mod. Clio mechanism. With an electro-welded mesh. It folds open in only one move of the backrest.

MATTRESS: Standard: 13 cm high polyurethane mattress with 30kg/dmn density. Optional: Memory Biogreen with a removable lining 50kg/dmc density, (9 cm polyurethane, 3 cm of memory foam). Greenflex mattress 50kg/dmn density no removable lining. Mattress HR35 with Stretch lining no removable lining. Mattress Topper Memory: double density, 8cm polyurethane and 3 cm of memory foam on the top, quilted with a zipper in front for top removing. Removable lining.